

Write your name here

Surname

Other names

Centre Number

Candidate Number

Edexcel GCSE

Geography B

Unit 2: People and the Planet

Higher Tier

Monday 24 January 2011 – Morning
Time: 1 hour

Paper Reference
5GB2H/01

You do not need any other materials.

Total Marks

Instructions

- Use **black** ink or ball-point pen.
- **Fill in the boxes** at the top of this page with your name, centre number and candidate number.
- In Section **A**, answer **ALL** the questions.
- In Section **B**, answer **either** question **5** or **6**.
- In Section **C**, answer **either** question **7** or **8**.
- Answer the questions in the spaces provided
– *there may be more space than you need.*

Information

- The total mark for this paper is 50.
- The marks for **each** question are shown in brackets
– *use this as a guide as to how much time to spend on each question.*
- Questions labelled with an **asterisk** (*) are ones where the quality of your written communication will be assessed
– *you should take particular care on these questions with your spelling, punctuation and grammar, as well as the clarity of expression.*

Advice

- Read each question carefully before you start to answer it.
- Keep an eye on the time.
- Check your answers if you have time at the end.

Turn over ►

H38106A

©2011 Edexcel Limited.

6/6/4



edexcel 
advancing learning, changing lives

SECTION A – INTRODUCTION TO PEOPLE AND THE PLANET

Answer ALL questions in this section.

Topic 1: Population Dynamics

1 Study Figure 1.

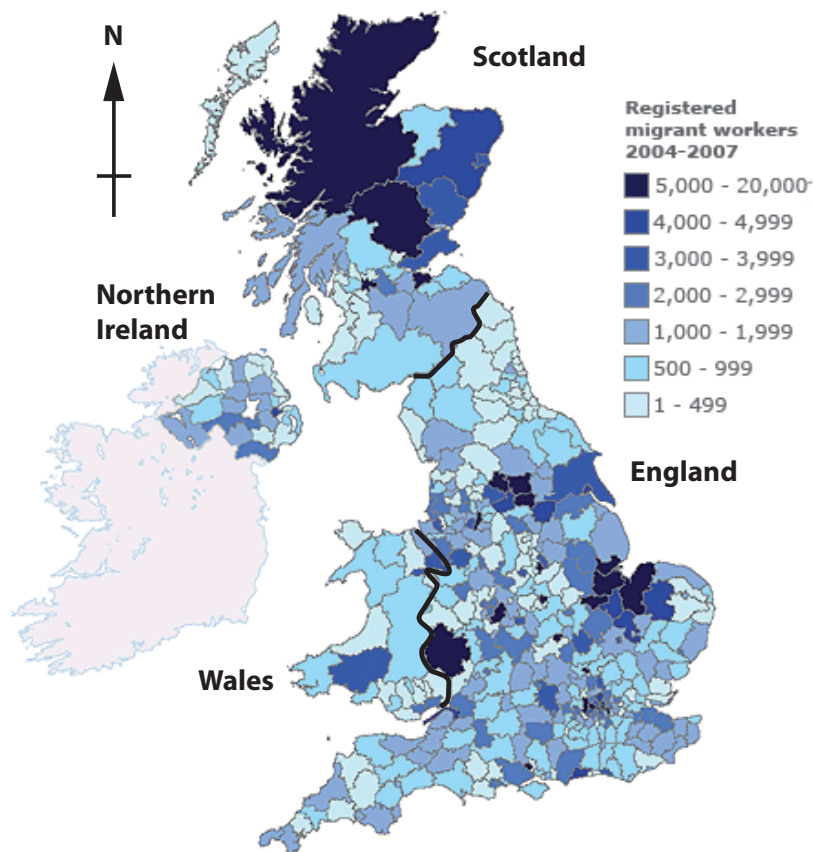


Figure 1 – Migrant workers in the UK, 2004–2007

(a) (i) Which country in the United Kingdom had a large number of migrant workers in the north?

(1)

(ii) Other than work, state **one** reason for migration.

(1)



(b) Outline **one** reason why some governments want to control population size.

(2)

.....

.....

.....

.....

(c) Describe the methods governments can use to control population size.

(4)

.....

.....

.....

.....

.....

.....

.....

.....

.....

.....

(Total for Question 1 = 8 marks)



Topic 2: Consuming Resources

2 Study Figure 2.



(Source: www.cartoonstock.com)

Figure 2 – A cartoon about the divided world

(a) Outline **one** point made about resource consumption in the world.

(2)

.....

.....

.....

.....



(b) Outline why the demand for **one** named resource is increasing.

(2)

Named resource

.....

.....

.....

(c) Describe how technology might solve the problem of resource shortages.

(4)

.....

.....

.....

.....

.....

.....

.....

.....

.....

.....

(Total for Question 2 = 8 marks)



Topic 3: Living Spaces

3 Study Figure 3.

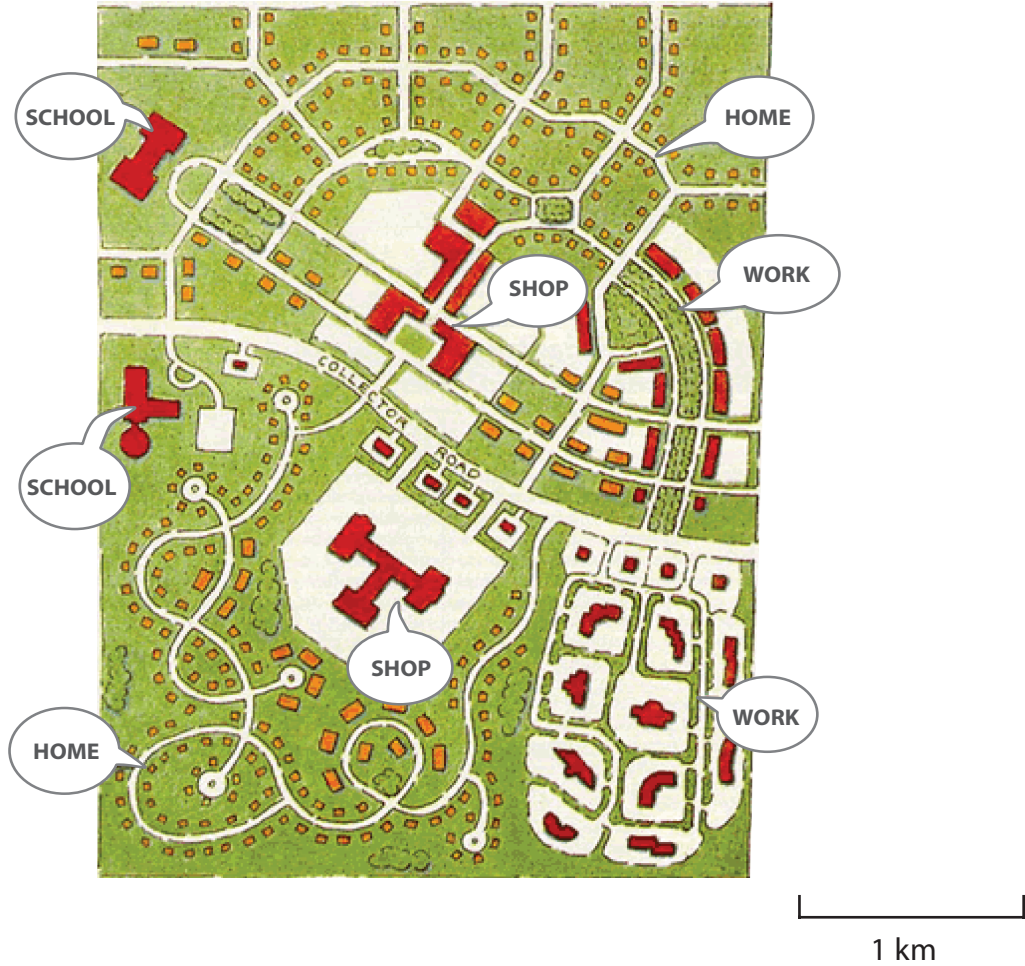


Figure 3 – Urban Sprawl

(a) Identify **two** features of this living space.

(2)

1

2

(b) Describe **one** way in which a city may become more sustainable.

(2)

.....
.....
.....
.....



(c) Using examples, explain why some urban living spaces are in great demand.

(4)

.....

.....

.....

.....

.....

.....

.....

.....

.....

.....

(Total for Question 3 = 8 marks)



Topic 4: Making a Living

4 Study Figure 4.



Figure 4 – Street sellers in Jakarta, Indonesia

(a) Street sellers are part of the informal urban economy.

Define the term **informal urban economy**.

(2)

(b) Describe **one** way in which employment change in a rapidly growing city has affected the environment.

(2)



(c) Describe the changes in employment that take place as countries develop.

(4)

.....

.....

.....

.....

.....

.....

.....

.....

.....

.....

(Total for Question 4 = 8 marks)

TOTAL FOR SECTION A = 32 MARKS



SECTION B – SMALL-SCALE PEOPLE AND THE PLANET

Answer ONE question in this section.

Topic 5: Changing Cities

If you answer Question 5 put a cross in this box .

5 Study Figure 5.

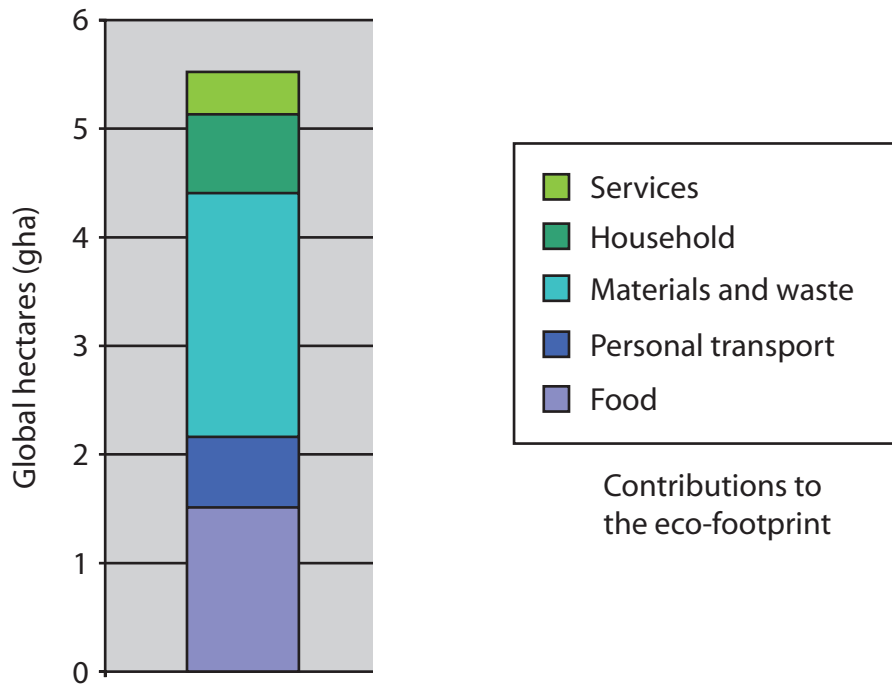


Figure 5 – The average eco-footprint of the residents of Bristol

(a) Identify the largest contribution to the eco-footprint of people living in Bristol. (1)

(b) Define the term **eco-footprint**. (2)



* (c) Explain why the eco-footprints of the cities in the developed world are so large.

(6)

.....

.....

.....

.....

.....

.....

.....

.....

.....

.....

.....

.....

.....

.....

.....

.....

.....

.....

.....

.....

.....

.....

(Total for Question 5 = 9 marks)



Topic 6: Changing Countryside

If you answer Question 6 put a cross in this box .

6 Study Figure 6.



Figure 6 – A logo for a rural diversification (change) website

(a) Outline **one** reason why some rural areas in the developed world need to diversify (change).

(2)

(b) Define the term **rural depopulation**.

(1)



*(c) For a named rural area, explain how it could develop more sustainably in the future.

(6)

Named rural area

.....

.....

.....

.....

.....

.....

.....

.....

.....

.....

.....

.....

.....

.....

.....

.....

.....

.....

(Total for Question 6 = 9 marks)

TOTAL FOR SECTION B = 9 MARKS



SECTION C – LARGE-SCALE PEOPLE AND THE PLANET

Answer ONE question in this section.

Topic 7: Development Dilemmas

If you answer Question 7 put a cross in this box .

7 Study Figure 7.

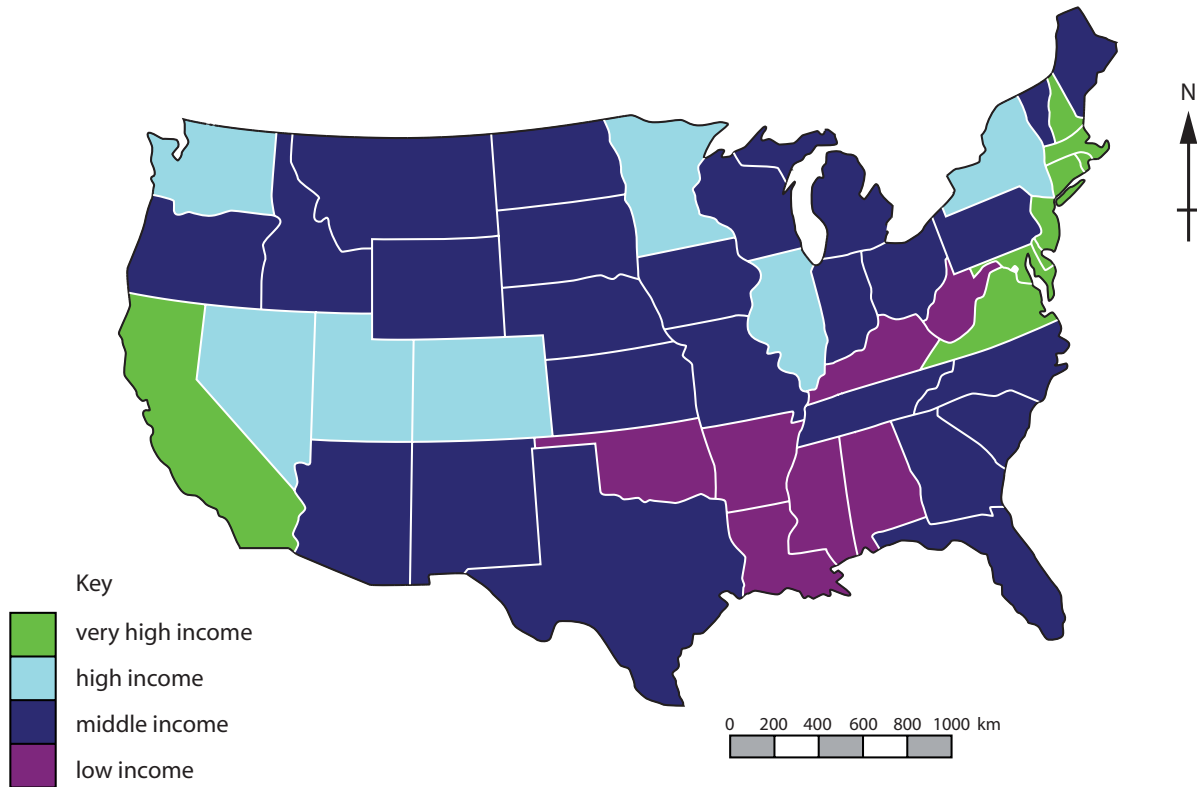


Figure 7 – Average household income in the USA, by state

(a) Describe the distribution of low income states in the USA.

(2)

.....

.....

.....

.....



(b) Other than income, identify **one** way of measuring differences in economic development.

(1)

* (c) For a named developing country, explain the differences between the urban cores and the rural periphery.

(6)

Named developing country

(Total for Question 7 = 9 marks)



Topic 8: World of Work

If you answer Question 8 put a cross in this box .

8 Study Figure 8.

Question asked in survey:
'Do you think outsourcing
• is good for the economy,
• is bad for the economy,
• has no effect on the economy?'

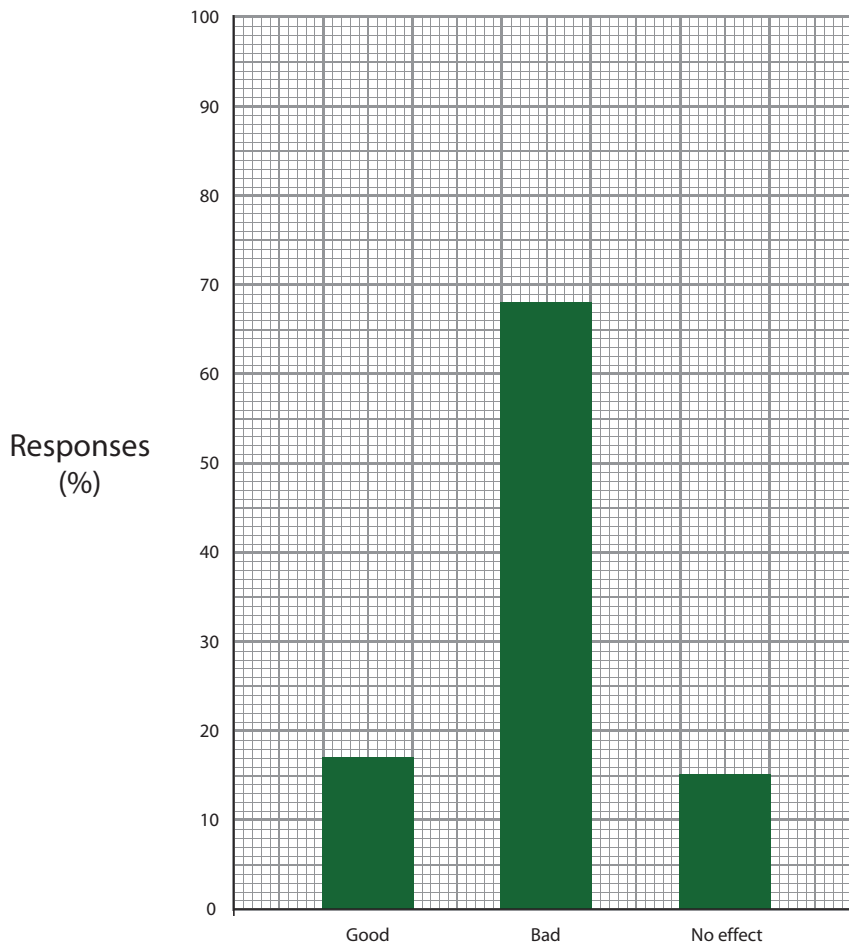


Figure 8 – Results of a survey in the USA about outsourcing

(a) Describe the results of the survey.

(2)

.....

.....

.....

.....



(b) Other than outsourcing, identify **one** method used by Transnational Companies (TNCs) to reduce costs.

(1)

* (c) Using examples, explain why the impact of TNCs is not always positive.

(6)

(Total for Question 8 = 9 marks)

TOTAL FOR SECTION C = 9 MARKS

TOTAL FOR PAPER = 50 MARKS



BLANK PAGE



BLANK PAGE



BLANK PAGE

