



# The Power Hour

Making the most of your revision time



# Common revision challenges

I have spent all my time revising content and don't have time for exam technique.

I can't get motivated to revise.

I don't know what to revise.

I have been sitting here for hours doing revision and can't focus any longer.

I have been highlighting my notes and re-reading work, but it's just not going in.



# The Power Hour

Making the most of your revision time

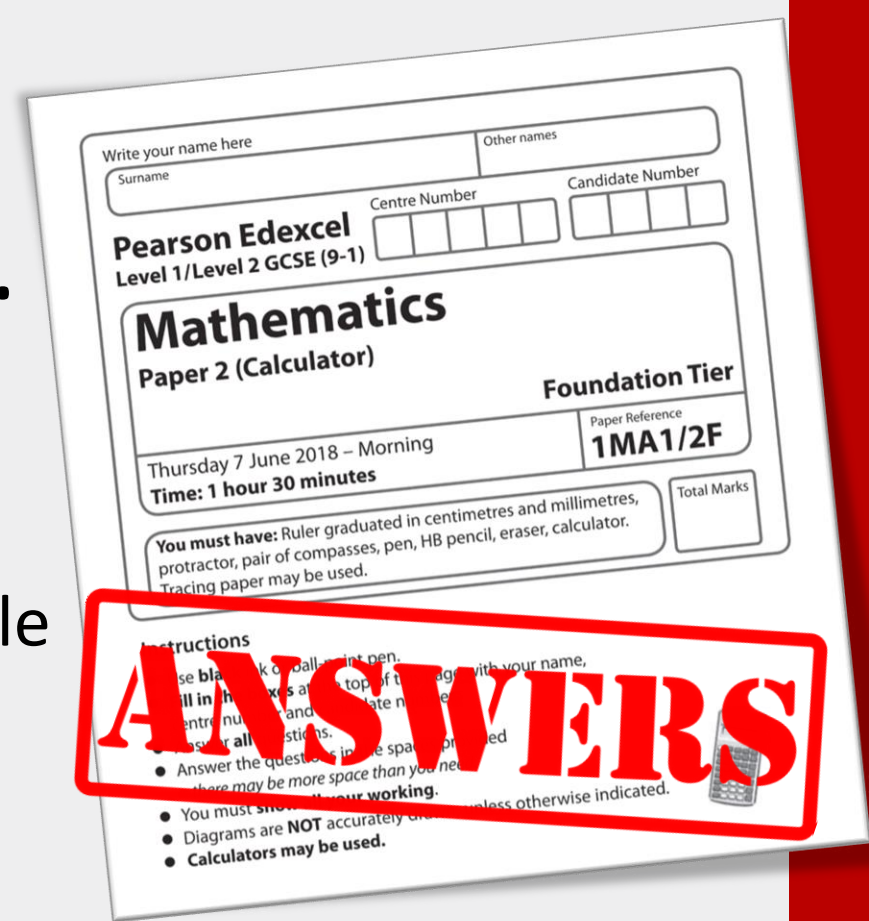


# Step 1 – Prepare. Make it easy.

- Select a past paper question/set of questions.


TIP... spend some time gathering, printing a whole stack and file them for future use.

- Make sure you also have the answers ready.
- Pick a question from an area you find challenging.









## Step 2 – Revise. Choose your method.

- Set a timer for 20 minutes.
- Revise what you need to know to answer the question you've chosen.

You could:

- Make a mind map
- Make flashcards and test yourself
- Explain to someone else
- Draw a diagram to show connections between themes
- Brain dump – write down everything you can remember about a topic
- Use an online test for facts, vocabulary (e.g. Quizlet)














## Step 4 – Mark your answer.

- Use the mark scheme to mark your answer.

TIP: Don't miss out this step – it makes you understand what examiners are looking for.

- As you see yourself improving, it can also help to motivate you.



Write your name here  
Surname  
Other names  
Centre Number  
Candidate Number  
Pearson Edexcel  
Level 1/Level 2 GCSE (9-1)  
Mathematics  
Paper 2 (Calculator)  
Foundation Tier  
Paper Reference  
1MA1/2F  
Thursday 7 June 2018 – Morning  
Time: 1 hour 30 minutes  
Total Marks  
Instructions  
• Use **black** ink or ball-point pen.  
• **Fill in the boxes** at the top of this page with your name, centre number and candidate number.  
• Answer **all** questions.  
• Answer the questions in the spaces provided – there may be more space than you need.  
• You must **show all your working**.  
• Diagrams are **NOT** accurately drawn, unless otherwise indicated.  
• **Calculators may be used.**



## Step 5 – Show your teacher

- Your teacher can check your marking.
- They will also be impressed by what you've done ... getting praise for your revision helps keep you motivated.
- Your teacher can also suggest what to focus on next to make sure you keep making progress with your revision.

Write your name here  
Surname  Other names

Centre Number  Candidate Number

**Pearson Edexcel**  
Level 1/Level 2 GCSE (9-1)

**Mathematics**  
Paper 2 (Calculator) **Foundation Tier**

Thursday 7 June 2018 – Morning  
Time: 1 hour 30 minutes

Paper Reference **1MA1/2F**

**You must have:** Ruler graduated in centimetres and millimetres, protractor, pair of compasses, pen, HB pencil, eraser, calculator. Tracing paper may be used.

Total Marks

**Instructions**

- Use **black** ink or ball-point pen.
- **Fill in the boxes** at the top of this page with your name, centre number and candidate number.
- Answer **all** questions.
- Answer the questions in the spaces provided. *There may be more space than you need.*



# The Power Hour ...

Write your name here

Surname \_\_\_\_\_ Other names \_\_\_\_\_

Centre Number \_\_\_\_\_ Candidate Number \_\_\_\_\_

**Pearson Edexcel**  
Level 1/Level 2 GCSE (9-1)

**Mathematics**  
Paper 2 (Calculator)

Foundation Tier

Thursday 7 June 2018 – Morning  
Time: 1 hour 30 minutes

Paper Reference: **1MA1/2F**

**You must have:** Ruler graduated in centimetres and millimetres, protractor, pair of compasses, pen, HB pencil, eraser, calculator. Tracing paper may be used.

**Instructions**

- Use **black** ink or ball-point pen.
- **Fill in the boxes** at the top of this page with your name, centre number and candidate number.
- Answer **all** questions.
- Answer the questions in the spaces provided – there may be more space than you need.
- You must **show all your working**.
- Diagrams are **NOT** accurately drawn, unless otherwise indicated.

Total Marks: \_\_\_\_\_

